

# KICK SPRING-PINS

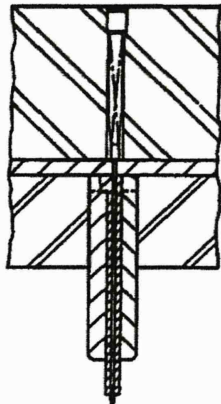
UNIT NO.	PIN	PIN HOLE	SPRING	SPRING HOLE	SCREW	PRICE
KP-20	.020 Dia x 3	0.03	.082 Dia x 2	0.09	( 3-48 )	92.00
KP-26	.026 Dia x 3	0.03	.105 Dia x 2 1/4	0.11	( 5-40 )	90.00
KP-41	.041 Dia x 3	0.05	.140 Dia x 2 1/2	0.14	( 8-32 )	89.00
KP-55	.055 Dia x 3	0.06	.162 Dia x 2 3/4	0.17	( 10-32 )	95.00
KP-86	.086 Dia x 4	0.09	.217 Dia x 3	0.22	( 1/4-28 )	106.00
KP-148	.148 Dia x 4	0.16	.308 Dia x 3 1/2	0.31	( 3/8-16 )	119.00

**UNITS CONSIST OF SPRING-PIN & SET SCREW - 25 UNITS PER PACK ONLY**

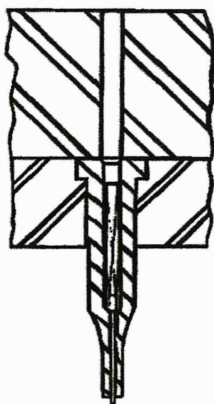
TO INSTALL SPRING-PINS - CUT SPRING AND PIN TO SUIT - 1/8" SPRING LOAD AND 1/16" MAXIMUM TRAVEL OF PIN ADVISED FOR LONG SERVICE



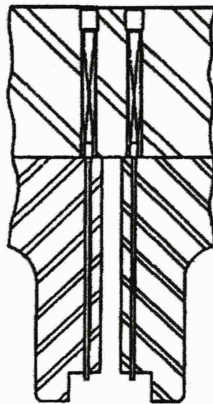
## TYPICAL APPLICATIONS



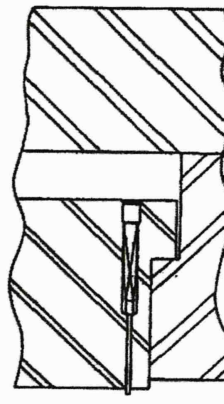
NARROW PUNCH  
IN SPLIT QUILL



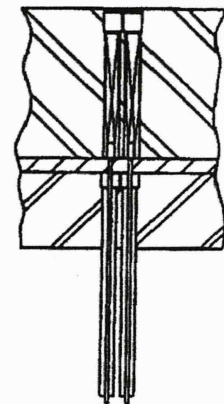
COMMON  
PIERCE PUNCH



HEELED  
NOTCHING PUNCHES



KNOCK-OUT IN  
COMPOUND DIE



CLOSELY SPACED  
QUILL PUNCHES

Francis Company Inc - 137 Naumkeag St No - Shakopee, MN 55379

952-496-3335 1-800-333-9645 Fax: 952-496-2725

Orders: [sales@franciscompany.com](mailto:sales@franciscompany.com)

[www.franciscompany.com](http://www.franciscompany.com)